

Need to improve your computer skills?

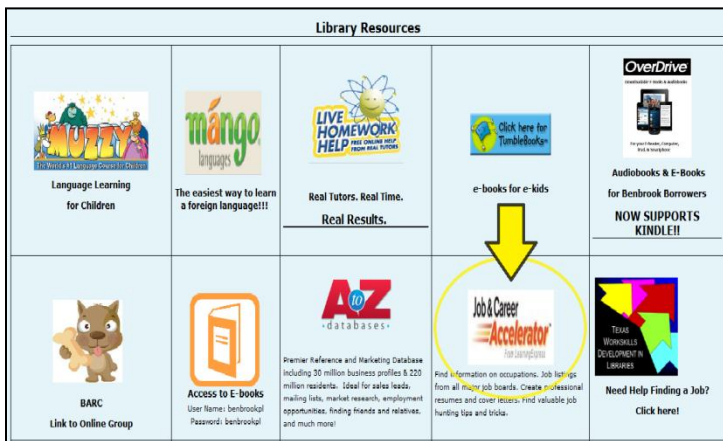


Try LearningExpress Library, available for free on the Benbrook Public Library website.

- Video tutorials on how to use computers, the Internet, and popular software
- Taught in straightforward, non-technical language
- Learn at your own pace



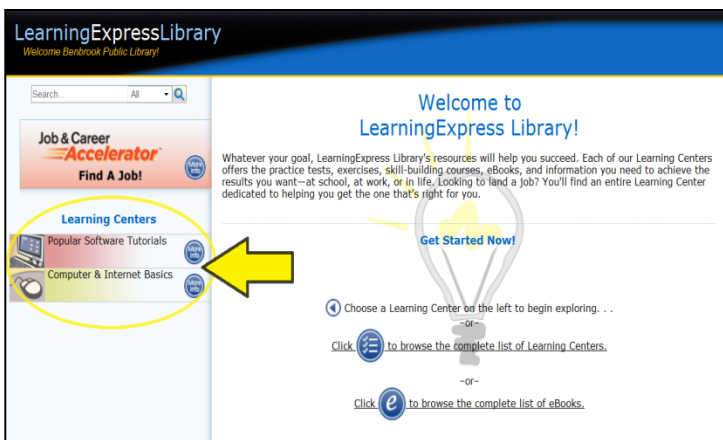
How to Access LearningExpress Tutorials



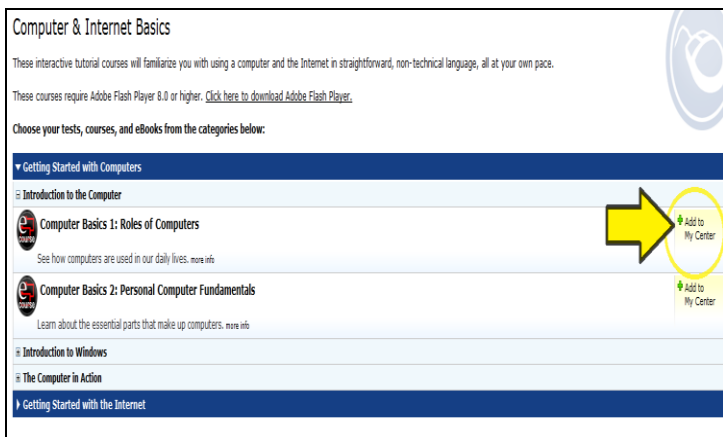
1. Go to www.benbrooklibrary.org. Look under the “Library Resources” heading and click on the “Job and Career Accelerator” icon.



2. From the LearningExpress homepage, click on the “Register” icon under the “New Users” heading. If you’re already registered, enter your username and password in the boxes under the “Returning Users Login” heading.



3. Once logged in, look under the “Learning Centers” heading on the left side of the page and click on “Popular Software Tutorials” or “Computer & Internet Basics” to see a list of tutorials.



4. Click the white arrows and plus signs next to the topics and subtopics to see specific tutorials. To select a tutorial, click “Add to My Center” on the right side of the page. Click “Start This Course Now” on the following page to begin the tutorial.